

Big Blue® 500 Pro

**Diesel Engine-Driven
Welder/AC Generator** 

Quick Specs



Heavy Industrial Applications

Heavy construction
Structural steel
Mining maintenance
Maintenance and repair rigs
Process piping

Processes



Stick (SMAW)
MIG (GMAW)
Flux-cored (FCAW)
RMD®*
Pulsed MIG (GMAW-P)*
DC TIG (GTAW)
Air carbon arc (CAC-A)
3/8-inch (9.5 mm) carbons

Output Range DC stick/TIG 20–500 A
DC MIG/FCAW 14–50 V

Generator Output Rated at 104°F (40°C)
3-phase 27,000 watts peak, 20,000 watts continuous
1-phase 15,000 watts peak, 12,000 watts continuous
Note: See page 4 for specific international specs.

Accu-Rated™–Not Inflated Generator Power

**Available only on ArcReach models.*

 
Heavy-duty low-speed T4F and T4i industrial diesel engines.
The cleanest, greenest diesel power available. Kubota T4F models utilize diesel oxidation catalyst (DOC) technology to keep the air clean with **NO** exhaust aftertreatment maintenance.



Electronic engine display (Kubota USA models) simultaneously displays fuel level, engine hours, coolant temperature, oil pressure, battery volts and engine rpm. Also tracks oil change intervals and displays engine diagnostics for quick and easy servicing.



Optimized arc control for stick welding applications. See page 2.



Parameter control at the wire feeder or pendant without needing a control cord. See page 2.



 **WIRELESS**
INTERFACE CONTROL



NEW!

Full control of your machine in the palm of your hand. See page 3.



Durable and built to last in harsh industrial environments.



Superior arc performance.



International models available.

USA model shown is



Welder/generator is warranted by Miller for three years, parts and labor.
Engine is warranted separately by engine manufacturer.



Miller Electric Mfg. LLC
An ITW Welding Company
1635 West Spencer Street
P.O. Box 1079
Appleton, WI 54912-1079 USA

Equipment Sales US and Canada
Phone: 866-931-9730
FAX: 800-637-2315
International Phone: 920-735-4554
International FAX: 920-735-4125

MillerWelds.com




Big Blue® 500 Pro Features and Controls


Digital meters with SunVision™ technology enable welding parameters to be viewed with greater clarity than analog meters — at virtually any angle. Meters can be seen clearly even in direct sunlight.

Industrial USB port. Quickly upload the latest software and download machine log files.



20,000 watts of pure generator power. Plug in an extra Miller® inverter-based power source for a second welding arc.

Polarity reversing switch (Deluxe models only) Quickly change welding polarity, without having to change over cables.



Arc control is beneficial when welding with stick and solid wires for easier fine-tuning of tough-to-weld materials and out-of-position applications.

Standard 14-pin receptacle with Auto-Remote Sense™ for simple connection of remote controls and wire feeders.

Low OCV stick (VRD), when enabled, reduces the open-circuit voltage to 30 volts when the welding power source is not in use, increasing operator safety without compromising arc starts.

HD powder coat with zinc-rich primer protects sheet metal from rust and corrosion.

Standard features include adjustable Hot Start™, output contactor control, automatic idle, thermal overload protection, 120-volt block heater and Dynamic DIG™.

USA model shown

Note: See page 4 for specific international specs.

Big Blue® 500 Pro Technologies

Dynamic DIG™ technology



Ultra-adaptive arc control. Unlike conventional DIG that provides a preset amount of short-clearing current, Miller-exclusive Dynamic DIG technology works on a time-based algorithm that automatically

adjusts the amount of current required to clear a short. Delivers a smoother more consistent arc that can be tailored to match application, material, fit-up and welder technique.

ArcReach® technology (option)



Parameter control at the wire feeder or pendant without needing a control cord.

An ArcReach system allows you to change weld settings from your ArcReach feeder or Stick/TIG remote, saving a trip to the power supply. ArcReach technology uses the existing weld cable to communicate welding control information between the feeder or Stick/TIG remote and the power source. This technology eliminates the need for control cords, and their associated problems and costs.

ArcReach-equipped power sources work with non-ArcReach accessories; however the ArcReach benefit is only realized with the complete ArcReach system. This includes an ArcReach-equipped machine and one or more of the following accessories:

- ArcReach SuitCase feeder
- ArcReach Smart Feeder
- ArcReach Stick/TIG Remote

See pages 6 and 7 for more information.

Big Blue® 500 Pro Technologies

Wireless interface control (option)

WIRELESS INTERFACE CONTROL **Work hassle-free with full welder/generator control in the palm of your hand.**

With wireless interface control, you can remotely switch between welding processes, adjust parameters, select and save preset programs, turn the machine on/off, get service reminders and more from wherever you are on the jobsite — for a more productive day.

Save money on fuel and reduce unnecessary engine hours when you use wireless interface control to remotely turn your machine off when needed.

Extend time between fill ups and maintenance intervals while eliminating the need to go back to your machine or climb into the truck to make adjustments.

Wireless interface control is a factory-installed option available on the Big Blue 500 Pro.

VIEW STATUS

View engine status, fuel level, and battery charge level of remote.

SELECT PROCESSES

View and select between all available processes.

CONTACTOR ON/OFF

Turn contactor on/off manually in remote welding mode.

ENGINE ON/OFF

Turn engine on/off with remote.



CUSTOM PROGRAMS

Save custom presets in up to four programs and easily switch between pre-programmed settings.

FINE-TUNE ARC

Quickly adjust and save arc control settings including DIG, DIG range inductance and Auto-Stop.

AMP/VOLT ADJUST

Adjust amperage or voltage, by increments or percentage while welding.

Big Blue® 500 Pro Benefits

Easily update technology



With the industrial USB port, you can easily upload the latest software and download machine log files to retrieve in-depth information from your machine such as diagnostics and statistics.

Visit MillerWelds.com/support to download the latest software updates.

Less noise



Quiet operation of the Big Blue 500 Pro helps improve jobsite safety and productivity because work crews can communicate easier. Optional wireless interface control

makes it easier to shut off your machine when it's not in use, so you can lower jobsite noise levels and hear what's going on around you.

Jobsite safety



Reduce the need to walk back to or climb into the truck bed to make process and parameter changes, or turn your machine on/off. ArcReach® technology provides

parameter control at the wire feeder or Stick/TIG remote and optional wireless interface control provides full front panel control in the palm of your hand, so you can lower the risk of encountering potential jobsite hazards.

Specifications (Subject to change without notice.)



Weld Mode/ Process	Weld Output Range	Weld Output Rated at 104°F (40°C)	Max. Open-Circuit Voltage	Generator Power Output Rated at 104°F (40°C)***	Dimensions	Weight
CC/DC (Stick/TIG)	20–500 A	Kubota USA models 400 A at 36 V, 100% duty cycle* 450 A at 38 V, 100% duty cycle* 500 A at 40 V, 100% duty cycle* Deutz International model 400 A at 36 V, 100% duty cycle* 450 A at 33 V, 60% duty cycle 500 A at 30 V, 40% duty cycle	92 VDC 30 VDC**	Kubota USA models 3-phase: 27,000 watts peak, 20,000 watts continuous 1-phase: 15,000 watts peak, 12,000 watts continuous Deutz International model 3-phase: 21,000 watts peak, 15,000 watts continuous 1-phase: 15,000 watts peak, 12,000 watts continuous	Kubota USA models H: 46 in. (1,168 mm) W: 28.5 in. (724 mm) D: 69.5 in. (1,765 mm) Deutz International model H: 42 in. (1,067 mm) W: 28.5 in. (724 mm) D: 65.125 in. (1,654 mm) Add 7.5 in. (191 mm) to heights for exhaust pipe	Kubota USA models Net: 1,750 lb. (793.8 kg) Deutz International model Net: 1,530 lb. (694 kg) Add 51 lb. (23 kg) for ship weight Add 165 lb. (75 kg) when fuel tank is full
CV/DC (MIG/FCAW)	14–50 V					

*Meets NEMA and IEC ratings. **Sense voltage for stick and Lift-Arc™ TIG. ***Will operate either 60 hertz or 50/60 hertz power tools, lights, etc.

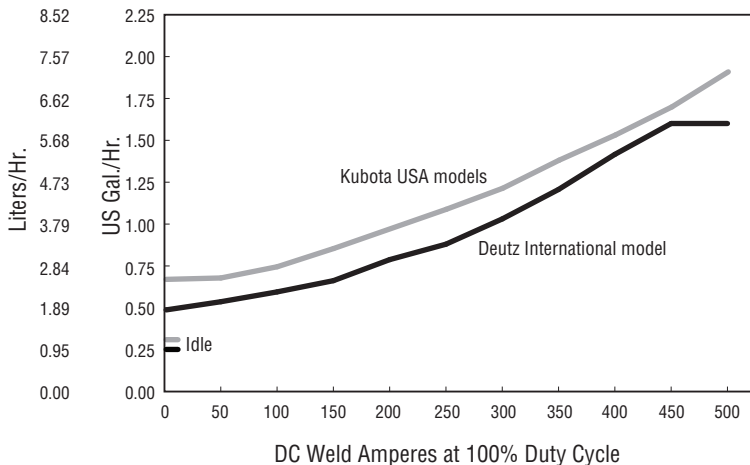
Certified by Canadian Standards Association to both the Canadian and U.S. Standards.

Engine Specifications (Engines warranted separately by the engine manufacturer.)

Engine Brand	Features	HP	Type	Engine Speeds	Sound Levels at 23 ft. (7 m)	Capacities	Automatic Engine Shutdown
USA Kubota V2403	EPA Tier 4 Final compliant, includes 120 V block heater and automatic glow plugs	48.9	Turbo-charged four-cylinder liquid-cooled industrial diesel	Idle: 1,350 rpm Weld: 1,800 rpm	Idle: 65.9 dB (90.7 Lwa) Weld: 74.3 dB (99.1 Lwa)	Fuel: 25 gal. (95 L) Oil: 10 qt. (9.5 L) Coolant: 9 qt. (8.5 L)	Low oil pressure, high coolant temperature, low fuel level
Int'l Deutz D 2011 L03 i	EPA Tier 4i compliant, includes 120 V block heater and glow plugs	32.0	Three-cylinder oil-cooled industrial diesel	Idle: 1,350 rpm Weld: 1,800 rpm	Idle: 63.4 dB (88.2 Lwa) Weld: 72.2 dB (97 Lwa)	Fuel: 25 gal. (95 L) Oil: 6 qt. (5.7 L)	Low oil pressure, high coolant temperature, low fuel level

Performance Data

Fuel Consumption Curve



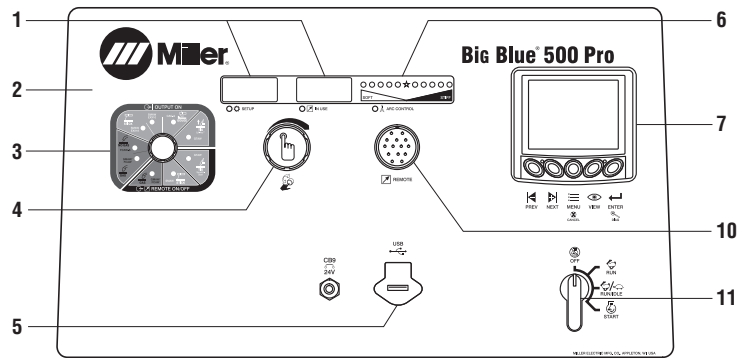
Simultaneous Welding and Power

Weld Amperes	Total Aux. Power Available (Watts) Kubota USA Models	
	1-Ph*	3-Ph
No Weld Output	16,000	20,000
200 A at 28 V	16,000	20,000
300 A at 32 V	13,000	18,000
400 A at 36 V	9,000	12,500
450 A at 38 V	6,500	7,500
500 A at 40 V	4,500	5,750

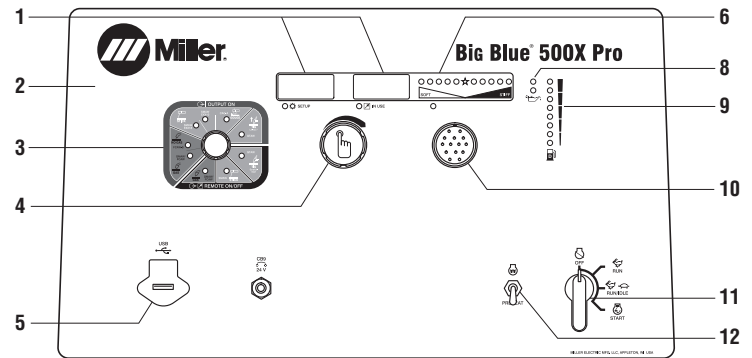
*Single-phase listings include 4,000 watts from the exciter stator.

Function Guide

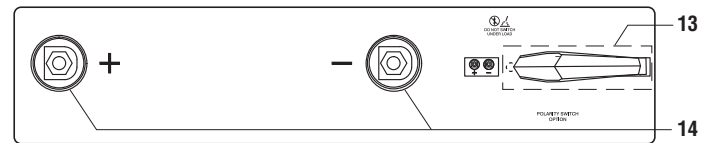
1. **Self-calibrating digital weld meters with fault code indication** display preset or actual weld parameters.
2. **Weatherproof Lexan® nameplate** is super durable and resists cracking and fading.
3. **Weld process selection switch**
4. **Pushbutton main control knob** used for adjusting amperage/voltage, adjusting arc control, and accessing the service menu.
5. **USB port** allows software updates from a USB drive. A summary file of recorded data from the unit will be saved to a USB drive that is inserted.
6. **Adjustable arc control** adjusts DIG when process control is in stick modes and adjusts inductance when process control is in FCAW or MIG modes. The amount of DIG determines how much amperage (heat) varies with stick arc length. Inductance determines the “wetness” of the weld puddle.
7. **Electronic engine display** can display fuel level, engine hours, coolant temperature, oil pressure, battery volts, and engine rpm simultaneously or one at a time. Also tracks oil change intervals and displays engine diagnostics for service technicians.
8. **Maintenance interval reminder.** Yellow and red indicator lights let an operator know when the machine is approaching and finally in need of routine maintenance.
9. **Fuel indicator gauge.** Low fuel shutdown shuts engine off prior to running out of fuel to prevent loss of fuel in the system, and make restarts easy.
10. **Standard 14-pin receptacle** for simple connection of remote controls and wire feeders. Includes **Auto Remote Sense™** which automatically switches from panel to remote amperage/voltage (A/V) control with remote connected. Eliminates confusion of a panel/remote switch.
11. **Engine control switch** is used to start engine and then select between auto idle and high speed lock.
12. **Glow plugs** assist in cold weather starting.
13. **Optional polarity reversing switch** changes DC polarity without the use of tools.
14. **Weld output terminals**



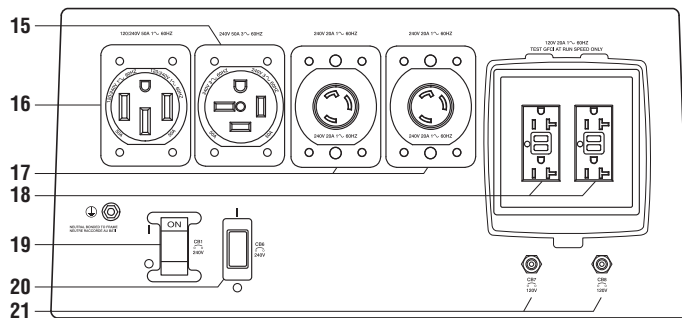
Control panel – Kubota USA models



Control panel – Deutz International model

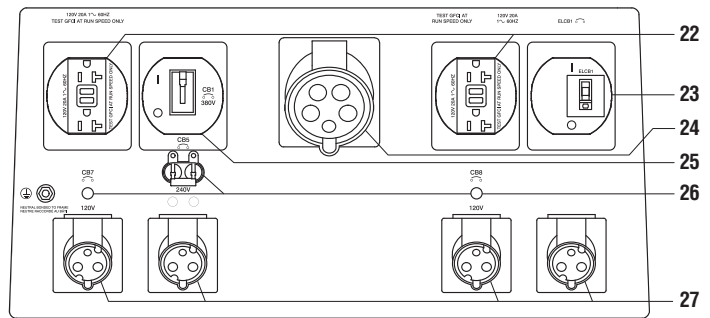


Terminal panel – all models



**Receptacles and circuit breakers –
Kubota USA models**

15. **50 A, 240 V, three-phase receptacle**
(For matching plug, order **254140**.)
16. **50 A, 120/240 V receptacle** (For matching plug, order **119172**.)
17. **20 A, 240 V receptacles**
18. **20 A, 120 V receptacles with ground fault**
19. **50 A circuit breaker**
20. **20 A, 240 V circuit breaker**
21. **20 A, 120 V circuit breakers**



**Receptacles and circuit breakers –
Deutz International model**

22. **20 A, 120 V receptacles with ground fault**
23. **240 V residual current circuit breaker with overcurrent protection (RCBO)**
24. **32 A, 400 V three-phase receptacle**
(For matching plug, order **255421**.)
25. **30 A, three-phase circuit breaker**
26. **120 and 240 V circuit breakers**
27. **16 A, 120/240 V receptacles**
(For matching plugs, order **255419** for 120 V and **255416** for 240 V.)

Genuine Miller® Accessories

Wireless Interface Control Protective Covers

287594 Field

Five-pack of screen protectors for wireless interface control remote.

Polarity Reversing Switch Kit 301112

Field
Standard on Deluxe models. Changes DC polarity without the use of tools.



Female Receptacle



Full KVA Adapter Cord 300517 Field
NEMA 14-50P to NEMA 6-50R. Adapts engine drive 120/240 V plug to common Millermatic® and Spectrum® 240 V plug.



Full KVA Plug Kit

Field
119172 1-phase, 120/240 V, 50 A plug (NEMA 14-50P)

254140 3-phase, 240 V, 50 A plug (NEMA 15-50P)



International Plugs

Field
255416 1-phase, 240 V, 16 A plug

255421 3-phase, 400 V, 32 A plug

Engine Filter Kits

Field
273293 For Kubota

246988 For Deutz

Includes all filters required for proper engine maintenance. Oil filter, primary and secondary fuel filter, and primary air filter.



Spark Arrestor Kit

Field
195012

Prevents particles from leaving the muffler that could

potentially start a fire. Mandatory when operating on California grasslands, brush, or forest-covered land, and in all national forests. For other areas, check your state and local laws. Meets U.S. Forest Service standard 5100-1B.



FA-1D Lockable Flame Arrestor Fuel Cap

Field
043947

Fuel cap can be padlocked to prevent vandalism. A built-in flame arrestor prevents flames or sparks from entering the fuel tank.

Remote Output Panel Kit 951850

Field
If your welder/generator is mounted on a truck, easily locate the outputs at the point of use with the auxiliary power and weld output remote panel. See literature AY/20.5.



Vandalism Lockout Kit

Field
399802

Standard on Deluxe models. Lockable hinged steel panels cover and protect name plate gauges and ignition switch (padlock included).



Big Blue 500-800 Pro Cold Weather Kit

Field
301482

Adjustable, steel-hinged cover for operating in extremely cold conditions.



Cable Holder

Field
043946

Saddle-bag-style cable holder. Convenient wrap-around storage of coiled cable for transportation. Stores 100 feet of 2/O cable on each side.

Note: For best results do not weld when cable is coiled! Protective cover cannot be used with cable holder.



Protective Cover

Field
301495 Kubota model

194683 Deutz model

Blue water-resistant canvas cover resists stains and mildew, and protects the finish of your welder.

Note: Protective cover cannot be used with cable holder.

MIG (GMAW) or Flux-cored (FCAW)



ArcReach® SuitCase® 8

951726 With Bernard® BTB Gun 300 A

951727 With Bernard® S-Gun™

951728 With Bernard® Dura-Flux™ gun

ArcReach® SuitCase® 12

951729 With Bernard® BTB Gun 300 A

951730 With Bernard® S-Gun™

951731 With Bernard® Dura-Flux™ gun

Portable feeder designed to run off of arc voltage. When paired with an ArcReach power source, provides remote control of the power source without a control cord — saving time and money. See literature M/6.55.



ArcReach®

Smart Feeder 951733

For use with ArcReach models only (see page 3 for more information).

Includes drive rolls and Bernard® PipeWorx 300-15 MIG gun. For MIG, FCAW, and advanced RMD® and pulse processes. See literature M/6.55.



SuitCase® 12RC

Wire Feeder 951580

Lightweight and flexible enough to run wires up to .062-inch diameter. Includes remote voltage control, drive roll kit and Bernard® BTB Gun 300 A. See literature M/6.5.

MIG (GMAW)/Flux-cored (FCAW) Guns

See Bernard® literature SP-BTB for BTB air-cooled MIG guns, and SP-DF for Dura-Flux™ self-shielded flux-cored guns.



Spoolmatic® 30A

Spool Gun 130831

Air-cooled, 200-amp, one-pound spool gun for aluminum and

stainless MIG. See literature M/1.73. Requires **WC-24 Control (137549)**.

XR™ Wire Feeders and Guns

Push-pull system designed to handle difficult-to-feed soft alloy wires such as aluminum.

See literature M/1.7 through M/1.74.

Stick (SMAW) Welding

Weld Leads

2/O Stick Cable Set, 50 ft. (15 m) 173851

Consists of 50-foot (15 m) 2/O electrode cable with holder, and 50-foot (15 m) work cable with clamp. 350 A, 100% duty cycle.

2/O Stick Cable Set, 100/50 ft. (30.5/15 m) 043952

Consists of 100-foot (30.5 m) 2/O electrode cable with holder, and 50-foot (15 m) work cable with clamp. 300 A, 100% duty cycle.

AC TIG (GTAW) Welding



Dynasty®

210 Series

For portable AC/DC TIG. See literature AD/4.81.

Genuine Miller® Accessories (Continued)

Plasma Cutting



Spectrum 375 X-TREME and 625 X-TREME shown.

Spectrum® 375 X-TREME™ 907529

See literature PC/9.2.

Spectrum® 625 X-TREME™ 907579

See literature PC/9.6.

Spectrum® 875 907583

See literature PC/9.8.

The Spectrum 375 X-TREME and 625 X-TREME come complete with protective X-CASE™ (not shown).

Stick/TIG Remote Controls



ArcReach® Stick/TIG Remote 301325

When paired with an ArcReach power source, provides remote control of the power source without a cord —

saving time and money. See literature AY/14.5.



Wireless Remote Hand Control 300430

For remote current, voltage and contactor control. Receiver plugs directly into the 14-pin receptacle of Miller machine. 300-foot (91.4 m) operating range. Wireless antenna kit **300749** recommended.

Wireless Antenna Kit 300749

Optional when improved reception is desired.



RHC-14 Hand Control 242211020

Miniature hand control for remote current, voltage and contactor control. Dimensions: 4 x 4 x 3.25 inches (102 x 102 x 82 mm). Includes 20-foot (6 m) cord and 14-pin plug.

Extension Cables for 14-Pin Remote Controls or 24 VAC Wire Feeders

242208025 25 ft. (7.6 m)

242208050 50 ft. (15.2 m)

242208080 80 ft. (24.4 m)

Trailers and Hitches (Note: Trailers are shipped unassembled.)



4 West Four-Wheel Steerable Off-Road Trailer 042801

A heavy-duty 2,550-pound (1,157 kg) capacity trailer designed for use in mines, quarries, and other rough terrain. Has narrow 22-foot (6.7 m) turning radius. Includes 3-inch (76 mm) lunette eye, universal hitch and safety chains.



HWY-225 Trailer 301338

A 2,700-pound (1,225 kg) capacity highway trailer with welded steel tubing frame, heavy-duty axle with roller bearing hubs and leaf-spring suspension. Includes jack stand, fenders, lights, and dual hitch with 2-inch (50 mm) ball hitch and 3-inch (76 mm) lunette eye.

Cable Tree 043826

For use with HWY-225. Provides an area to conveniently wrap weld cables and extension cords.



Dual Hitch 301441

For use with HWY-225. 2-inch (50 mm) ball hitch and 3-inch (76 mm) lunette eye in one reversible assembly.

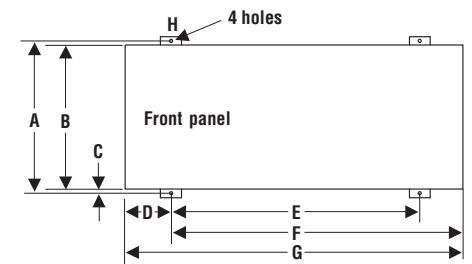


2-In-1 Document/Fire Extinguisher Holder 301236

For use with HWY-225. Stores documents and holds a 5-pound fire extinguisher.

Note: Holder shown mounted on trailer. Fire extinguisher not included.

Mounting Specifications



Kubota model:

A. 29.812 in. (757 mm)

B. 27.5 in. (699 mm)

C. 1 in. (25 mm)

D. 11.625 in. (295 mm)*

E. 46.375 in. (1,178 mm)*

F. 58 in. (1,473 mm)*

G. 69.5 in. (1,765 mm)

H. .562 in. (14 mm) dia.

Deutz model:

A. 29.812 in. (757 mm)

B. 27.5 in. (699 mm)

C. 1 in. (25 mm)

D. 9.625 in. (244 mm)*

E. 46.5 in. (1,181 mm)*

F. 56 in. (1,422 mm)*

G. 65.125 in. (1,654 mm)

H. .562 in. (14 mm) dia.

Height:

Kubota model: 46 in. (1,168 mm) to top of cover

Deutz model: 42 in. (1,067 mm) to top of cover

Add 7.5 in. (191 mm) to heights for exhaust pipe (Exhaust measurement subject to change.)

Width (all models):

28.5 in. (724 mm) (mounting brackets turned in)

30.75 in. (781 mm) (mounting brackets turned out)

*With mounting brackets in center position.

Dimensions vary with location of mounting brackets.

Trailer Specifications (Subject to change without notice.)

Model	Gross Axle Weight Rating	Gross Vehicle Weight Rating	Net Payload	Height of Bed	Road Clearance	Track (Center to center of tires)	Standard Tires (Standard rating or P-size rating)	Dimensions	Net Weight
4 West	2,000 lb./axle (907 kg/axle)	3,000 lb. (1,361 kg)	2,550 lb. (1,157 kg)	21.25 in. (540 mm)	8 in. (203 mm)	55.25 in. (1,403 mm)	B78-13	Length: 91 in. (2,311 mm)* Width: 61.25 in. (1,556 mm)	420 lb. (191 kg)
HWY-225	3,500 lb. (1,588 kg)	2,999 lb. (1,360 kg)	2,700 lb. (1,225 kg)	19 in. (483 mm)	7.5 in. (191 mm)	50 in. (1,270 mm)	ST175/80R-13 Load Range D	Length: 105.5 in. (2,680 mm) Width: 56.5 in. (1,435 mm)**	280 lb. (127 kg)

*Does not include tongue. **Width at outside of fenders.

Ordering Information

Equipment and Options	Stock No.	Description	Qty.	Price
Big Blue® 500 Pro (USA) EPA Tier 4 Final compliant engine	907736	Kubota. USA base model with 240-volt 3-phase power		
	907736001	Kubota. USA deluxe model with ArcReach®, polarity reversing switch and vandalism lockout kit		
	907736008	Kubota. USA deluxe model with wireless interface control, ArcReach®, polarity reversing switch and vandalism lockout kit		
Big Blue® 500X Pro (Int'l) EPA Tier 4i compliant engine	907788	Deutz. International model with 400-volt 3-phase power and ArcReach®		
Field Accessories				
Wireless Interface Control Protective Covers	287594	Five-pack of screen protectors for wireless interface control remote		
Polarity Reversing Switch Kit	301112	Changes DC polarity without the use of tools		
Full KVA Adapter Cord	300517			
Full KVA Plug Kits		See page 6		
International Plugs		See page 6		
Engine Filter Kits		See page 6		
Spark Arrestor Kit	195012			
FA-1D Lockable Flame Arrestor Fuel Cap	043947	Padlock NOT included		
Remote Output Panel Kit	951850	For truck mounted welder/generators. Includes auxiliary power and weld output remote panel		
Vandalism Lockout Kit	399802	Lockable front control panel		
Big Blue 500–800 Pro Cold Weather Kit	301482	For use in extreme cold		
Cable Holder	043946	Stores up to 200 feet of 2/0 cable		
Protective Cover		See page 6. Canvas cover — will not fit over machine with cable holder attached		
MIG/Flux-cored Welding				
ArcReach® SuitCase® 8	951726	With Bernard® BTB Gun 300 A. See literature M/6.55		
	951727	With Bernard® S-Gun™		
	951728	With Bernard® Dura-Flux™ gun		
ArcReach® SuitCase® 12	951729	With Bernard® BTB Gun 300 A. See literature M/6.55		
	951730	With Bernard® S-Gun™		
	951731	With Bernard® Dura-Flux™ gun		
ArcReach® Smart Feeder	951733	MIG/FCAW/RMD®/pulse feeder with Bernard® PipeWorx 300-15 MIG gun. Tweco®-style connectors. See literature M/6.55		
SuitCase® 12RC	951580	With Bernard® BTB Gun 300 A. See literature M/6.5		
MIG (GMAW) and Flux-cored (FCAW) Guns		See Bernard® literature SP-BTB and SP-DF		
Spoolmatic® 30A Spool Gun	130831	Requires WC-24 Control. See literature M/1.73		
WC-24 Control	137549	See literature M/1.73		
XR™ Wire Feeder Control and Guns		See literature M/1.7 through M/1.74		
TIG Welding				
		See page 6		
Plasma Cutting				
		See page 7		
Stick/TIG Remote Controls				
ArcReach® Stick/TIG Remote	301325	For use with ArcReach models only		
Wireless Remote Hand Control	300430	Wireless antenna kit 300749 recommended		
RHC-14 Hand Control	242211020			
Extension Cables		See page 7		
Trailers and Hitches				
4 West Four-Wheel Steerable Trailer	042801	Trailer with lunette eye, universal hitch and safety chains. For off-road use		
HWY-225 Trailer	301338	Trailer with lights, fenders and dual hitch. For highway use		
Cable Tree	043826	Trailer-mounted cable holder for HWY-225		
Dual Hitch	301441	Combination 2-inch (50 mm) ball hitch and 3-inch (76 mm) lunette eye in one reversible assembly for HWY-225		
2-In-1 Document/Fire Extinguisher Holder	301236	Stores documents and holds a 5-pound fire extinguisher for HWY-225		

Date:

Total Quoted Price:

Distributed by:

